



Blue Cross Horse and Pony Care



- Please have mics/cameras off.
- At the end we will have time for some Q&A. Please type your questions into the Q and A box.
- Please make sure your name includes your Name and Branch/Centre



Overview of the session:



- Meet the Team
- Sponsor - Blue Cross
- What is the competition?
 - Questions/Scores
 - Assessors
- How to train for the competition
 - Rules
 - Results
 - Qualifiers
- What else is on offer this year?
 - Q&A



Meet the Team



Ellie Saunders (Sports Assistant)

I started as a Sports Assistant for the Pony Club in July 2023, so not long ago! I currently look after Horse and Pony Care, as well as Tetrathlon and Quiz! I have loved learning about all things Horse and Pony Care, and really enjoyed seeing it all at Champs 2023! I was once a PC member taking my tests and I think HPC and Quiz are great ways to keep up the test knowledge and teach everyone the importance of horsemanship!



Amelia Morris-Payne (Horsemanship Chairman)

I'm lead volunteer for the Horse & Pony Care Competition, I am passionate and enthusiastic about helping children and young people learn about horse and pony care and feel that this is a sport that must expand beyond the Area and Pony Club Championships. This is a subject key to all members for all horses and ponies to be looked after correctly and safely. My motto is "fun learning for the benefit of the horse".



Lea Allen (Assessor & Asst. Championship Question Writer)

As the PC Centre Committee Chair, being part of the H&PC working group is a great way for me to stay in touch with the PC membership at every age and stage. The competition provides a truly level playing field for Branch and Centre members at Area and Championship level, as proven by the results last year. I was delighted to be invited to join this dynamic team and look forward to seeing the concept and competition reach more members, keeping in mind one of The Pony Club's objectives: "To educate members to look after and to take proper care of their animal."



Fran Penn (Championship question writer & lead assessor)



The Horse and Pony Care competition gives Pony Club members of all ages the chance to learn about so many aspects of looking after and riding the incredible equine. It is a sociable competition which also provides great team building opportunities. I have been privileged to be involved for some years now and consistently see members and assessors having the most incredible fun at both area and national level.

Blue Cross





About Blue Cross









What is the Horse & Pony Care Competition?

The competition features teams of three Members who demonstrate their knowledge and practical horsemanship skills taken from the Pony Club Tests and Badges.

There are three levels:

- Mini - Teams to consist of three members aged 10 years and under on the 1st January of the competition year, with one member to be 8 years or under
- Junior - Teams to consist of three members aged 13 years and under on the 1st January of the competition year, with one member to be 11 years or under
- Senior - Teams to consist of three members aged 25 years and under on the 1st January of the competition year, with one member to be 16 years or under.

The competition is split into a number of rounds



What to wear

Hat and Hat Tag

Hairnet

Pony Club Jumper/
Polo Shirt/ Gilet/ Jacket

Jodhpurs

Gloves

PC badge



Boots



Running of the day – Area Competitions

Each area will be slightly different but the guidance is:

- Declare
- Labels
- Briefing (competitor and assessor)
- Chief steward explaining the day
- Thank the sponsors
- Parents/guardians/coaches cannot watch
- Results
- Team manager has 15 minutes to bring any objections to chief steward
- Prizegiving



Briefing Information

- Up to 10 Stables or Stations
- Mini - 8 Minute Rounds
- Junior and Senior - 10 Minute Rounds
- Timing
 - Rounds will start with a whistle
 - 2 minutes from the end, there will be a bell
 - Whistle will indicate the end of the round
- There may be a biscuits and water break halfway
- **Tiebreakers:** Three sections, in the order in which they will apply, must be identified in advance and announced at the competitor briefing as the Tie Break Rounds, to prepare for a tie between two or more teams. The briefing will also include an explanation of the tie break round.



Question Level

- Questions must be as practically based as possible. At the Championships some questions will be asked to the youngest Team Member first, this should be done at Area Qualifiers too, to ensure all Members get to answer questions.
- Minis: Questions to be based on the Care section of the E, D and easier parts of the D+ Test cards and Mini Horsemanship Achievement Badges. At the Championships a small number of questions will cover all of the D+ syllabus.
- Juniors: Questions to be based on the Care section of the D, D+, C and easier parts of the C+ Test cards and Horsemanship Achievement Badges. At the Championships a small number of questions will cover Advanced Achievement Badges and all of the C+ syllabus.
- Seniors: Questions to be based on the Care section of the C+, B and AH Test cards. Questions at AH Test level should be used sparingly as not all Branches/Centres will have AH Test level competitors.



Questions

- Who writes the questions for Area Qualifiers and for the Championships? Over to Fran
- Why don't we give the rounds for Horse & Pony Care?
The way the Question sheets are set out will be shown on the next few slides
- Scores per round and how they are given
- Number of Questions per round
- Comparison of Questions at different levels



Question Comparison (Mini/Junior)



Mini Level

Round 3 – Grass Kept Pony

Questions	Marks Available	Marks Given	Comments
1. Put in order which needs checking most often and why: Bucket, Stream, or Trough.	5		
2. How do you feed a carrot to a pony – on your hand	5		
3. Show pictures of 3 types of fencing. Give a good and bad point about each.	5		
4. Look at this picture and talk about the type of grazing/grass.	5		
5. Give 6 signs a Pony looks healthy	10		
6. What are these and what would you do if you found any of them? (Poisonous plant picture x 6)	5		
7. What are the 3 major needs of a Pony - the 3 Fs (Freedom, Friendship and Forage)	5		
8. Look at these pictures and talk about which one is suitable for a Pony with laminitis	5		
9. What is the name of the condition that makes your pony rub/itch in the summer? How can you help the pony?	5		
	50		
Outstanding Individual?			

Junior Level

Round 4 – The Pony at Grass

Questions	Marks Available	Marks Given	Comments
1. What daily checks should you make and why?	5		
2. Describe the ideal paddock or field for a pony to live out in during the spring and summer.	10		
3. What would you need to consider if you wanted to use a field or paddock for day turn out during the winter months?	5		
4. What do you need to do to keep the grazing in your summer paddock or field in good order and safe?	5		
5. Identify these poisonous plants	10		
6. Choose the items from the grooming kit that would be suitable to use on a pony living out.	5		
7. What might you need these items for? What conditions could they help treat or prevent?	10		
	50		
Outstanding Individual?			

Question Comparison (Mini/Junior)



Mini Level

Round 9 – Pony Behaviour and Learning Theory

Questions	Marks Available	Marks Given	Comments
1. Look at the pictures and pick out - Excited, Angry, Happy and Sad	10		
2. Why is it important for ponies to have turnout and friends?	5		
3. What happens when a pony becomes nervous or worried?	5		
4. Tell me about 1 of the 5 Freedoms of pony welfare.	5		
5. Why is a pony's health and happiness important?	5		
6. Explain how a pony learns new things	5		
7. Give three examples of how you can reward a pony	10		
8. Give three examples of things that a pony can be rewarded for doing	5		
Total	50		
Outstanding Individual?			

Junior Level

Round 10 – Pony Behaviour and Learning Theory

Questions	Marks Available	Marks Given	Comments
1. What do you understand the term "Herd Instinct" to mean? How can this affect a stabled horse or pony? Describe some behaviours you might encounter.	10		
2. When ponies or horses are turned out in a group there is a pecking order. What does this mean? What problems can result?	5		
3. If you want to bring in one pony from a field containing a group of ponies, what problems might you encounter? What could you do to make sure this can be achieved safely?	10		
4. What is negative reinforcement?	5		
5. What do you understand by Flight and Fight?	5		
6. Give examples of Flight and how these could cause a dangerous situation.	5		
7. Give examples of Fight and how these could cause a dangerous situation.	5		
8. Give some examples of how to reward the pony when handling it so as to instil confidence and trust in the handler and correct training.	5		
Total	50		
Outstanding Individual?			

Question Comparison (Junior/Senior)



Junior Level

Round 1 – Travelling and Loading

Questions	Marks Available	Marks Given	Comments
1. Identify this equipment and describe how and why each item can be used to keep the horse or pony safe whilst travelling.	5		
2. Name these rugs and say when you would use them for travelling.	10		
3. What should handlers wear when loading and unloading a horse or pony?	5		
4. Give a check list of things to take with you to a competition or rally.	5		
5. Why should you take your own water and buckets? Why should you not leave a hay net tied to the outside of the vehicle when you take the pony away from the vehicle to ride?	5		
6. Demonstrate how you will load and unload a pony into and out of this vehicle. What instructions will you give to your helper / helpers?	10		
7. Name some advantages and disadvantages to using a trailer and advantages and disadvantages to using a vehicle such as this one.	5		
8. Describe how you could safely encourage a nervous or unsure pony to load. Who would you need to ask to help?	5		
Total	50		
Outstanding Individual?			

Senior Level

Round 1 – Travelling and Competing

Questions	Marks Available	Marks Given	Comments
1. What would be on your checklist of things to do and prepare the day before travelling to a competition?	10		
2. Where should the horse's passport be when a horse is travelling? You are looking after a new horse. Which details on the passport do you check to make sure it is the correct passport for the horse that you are about to travel?	5		
3. Why is it important to protect the horse's legs when travelling? Discuss the equipment here and give some advantages and disadvantages to each item.	5		
4. How might the weather affect your decision to use a rug or not? What type of rugs would you want to take with you for a three hour journey?	5		
5. Outline a care routine for the horse from completion of a Pony Club Area one day event up until travelling home. Give reasons why you think each step is important.	10		
6. What care should the horse receive upon arriving home from the event after the three-hour journey? Give reasons why you think each step is important.	5		
7. What checks would you make to the horse accommodation in this vehicle? What preparations would you make before loading a horse?	5		
8. What equipment and methods could you use when loading a strong horse who is reluctant to load? How will you instruct your helper/s?	5		
Total	50		
Outstanding Individual?			

Question Comparison (Junior/Senior)



Junior Level

Round 5 – Lorinery and Tack Cleaning

Questions	Marks Available	Marks Given	Comments
1. Name these bits.	5		
2. Arrange them from the mildest to the strongest.	10		
3. Where does the snaffle bit act in the pony's mouth?	5		
4. Where does the Pelham bit act in the pony's mouth?	5		
5. Show how to do up the curb chain on this bit.	5		
6. What is this strap called and why is it used?	5		
7. In what ways might a pony show that it is uncomfortable with the bit?	5		
8. What should you do with your tack after every ride? Pick the items you could use to do this.	5		
9. How to you give your tack a thorough clean? How often should you do this? Pick the items you could use to do this.	5		
Total	50		
Outstanding Individual?			

Senior Level

Round 3 – Tack – Section B

Questions	Marks Available	Marks Given	Comments
1. Put these bits into their families and say what these families are called.	10		
2. Name these bits and put them in order from mildest to most severe. Give reasons.	10		
3. What are the seven points of control on the horse's head?	5		
4. Two team members put this double bridle together. One team member explains the action of the double bridle and names and discusses different combinations of bridoon and weymouth.	15		
5. One team member to take the double bridle apart. Two team members to divide the snaffle bits into those that can be used in dressage and those that cannot.	5		
6. What is this bridle called and what are the principles behind its design?	5		
Total	50		
Outstanding Individual?			

Assessors

- What is the role of an Assessor on the day?
- How do Assessors score the competition?
- The Assessor Briefing
 - Ask the Assessor to rephrase the question if you are unsure
 - Assessor Training 30th January 18:30




Any questions before we move on?



How to train and put teams together?


- Training tips
- How to put Teams together
- Case Studies
 1. New team who have never done it before but want to get started
 2. Team wanting to improve results
 3. New team going to the champs for the first time





Rules

- Horsemanship Rulebook
 - Includes H&PC, Quiz and Art Competition
- 2024 rule changes
 - Removal of Teamwork Mark
 - Number of qualifiers
 - Best Individual 1st-3rd at Champs
 - Substitutions
 - Team Names



Area Teams

- A Branch/Centre unable to raise a complete team may combine with other Branch/Centres within their Area.
- Members may only combine with the permissions of their District Commissioners/Centre Proprietors and the Area Representative; fair and objective criteria must be applied when selecting these Members.
- Area teams are to enable smaller Branches/Centres to field teams of Members who otherwise would be unable to do so.
- An Area Team must comprise of three Members from two or more Branches/Centres e.g. three Branches/Centres with one individual each, two Branches/Centres with two and one individuals.
- **Branches/ Centres should communicate with their Area Representative/Centre Coordinator to form Area Teams.**



Who Qualifies?

- The winning team from each Area competition qualify for the Championships.
- Any Area that has 10 or more teams competing in the Area section will have two guaranteed spaces for Championship.
- Any Area that has 15 or more teams competing in the section at Area Qualifies is guaranteed three spaces at the Championships.
- Should space allow, further teams may be invited to the Championships at the Organisers discretion, these teams will be invited to the Championships by consulting scores and inviting the team that were closest in the percentage to their 1st placed team at their relevant Areas.

SUBSTITUTIONS

- Substitutions must be made before the start of the competition. One original Area Qualifying member must compete at the Championships, unless extenuating circumstances can be presented to the organiser through the horseandponycare@pcuk.org email address up to the start of the competition.
- Each team can request up to two substitutions, where a replacement eligible member may be entered if an original member is not available to compete. All requests to substitute must be made to the organiser via the horseandponycare@pcuk.org email address up to the start of the competition.



Results

- Once your Qualifier has taken place, the Area organiser will give the Team Manager of the qualifying Team(s) the Qualifiers' Letter.
- The Pony Club Office will contact the Team Managers once all the Qualifier results have been received, to assist them with entering online for their slot at the Championships.
- All Area competition results will be on Pony Club Results.



What happens if you qualify for Champs?

- Team managers get a qualifier card at the competition or the following week from the Area organiser.
- Once Championship entries are open, the PC Office will email team managers to let them know they can now enter.
- Entries will be via Horse Events - **please ensure names are spelt correctly as these go onto the Championship hoodies ONLY if entered before the cut off date.**
- Any teams who cannot come to the Championship **MUST** make the PC Head Office aware so we can offer the place down to the next Team.
- Closer to the date - the PC Office will email team managers the competitor letter which will have variety of information about Championships as well as there being lots of information about Champs on the PC Championships website.
- Within 3-4 days once entries are closed, the running order will be LIVE via Pony Club Results and we will put the competitor letter there too.



What to expect at the Championships

- Shuttle bus or walk to the stable area
- Each level is on a different day
- Each level has up to 4 time slots where teams will compete at that level
- Most questions will be similar to the Area, with a few harder questions at champs
- Results are at the end of the day and prize giving in the main marquee
- Make the most of Champs - lots to watch!
- Fan Zone, Spectating other competitions
- Thank the sponsors and visit the Blue Cross stand



What else is on offer?

- Friendly competitions
- Tabletop HPC
- Area Quiz
- Art Competition





Question and Answer

Thank you

- Thank you for coming to tonight's training session. Without you this competition couldn't happen.
- If you have any more questions then please email horseandponycare@pcuk.org
- Slides and recording will be available on the HPC Website: <https://pcuk.org/members/non-ridden-competitions/blue-cross-horse-pony-care/>

If you wish to also contact Kerry from the Blue Cross, please email:

kerry.taylor@bluecross.org.uk

