

## **Hat Tagging Guide.**

For 2023 the Pony Club requires all members hats to be retagged with the current years Hat Tag, the colour of this is **PINK**.



There is a unified Hat Tag scheme in operation with the British Equestrian Federation member bodies which results in a single Hat Tag being used across the board.

The Pony Club and its Branches and Centres will appoint Officials, who are familiar with The Pony Club hat rule, to carry out hat checks and tag each hat that complies with the requirements set out in the hat rule with an Pony Club hat tag. Hats fitted with an Pony Club, British Eventing (BE) or British Riding Club (BRC) hat tag will not need to be checked on subsequent occasions. However, the Pony Club reserves the right to randomly spot check any hat regardless of whether it is already tagged.

**On attendance at Rallies you must take your hats to be checked and tagged. Hats that do not meet the current Hat standards will not be Tagged and will not be able to be used for Pony Club Activities.**

Tagging indicates that a hat meets the accepted standards, NO check of the fit and condition of the hat is implied. It is considered to be the responsibility of the Member's parent(s) / guardian(s) to ensure that their hat complies with the required standards and is tagged before they go to any Pony Club event. Also, they are responsible for ensuring that the manufacturer's guidelines with regard to fit and replacement are followed.

The hat tags in date order are:

<b><u>Colour</u></b>	<b><u>Image</u></b>	<b><u>Date</u></b>
<i>Pink</i>		2023 onwards
<i>Aquamarine</i>		Up to the end of 2022

**When checking a hat for Tagging please follow the following steps (for use of Parents, Officials and Volunteers):**

1. Reference the current hat standard and have a copy handy to support checking (included in this document)
2. Check that the hat has one of the identified acceptable standards clearly displayed on the inside of the hat
3. Check that the date of the standard match what identified in the Hat Standard (*for example not SNELL E2001, but SNELL E2016*)
4. Make sure no labels from the inside of the hat are removed that hold relevant information, these need to be visible when checking. These labels often include the information on Safety Standards to support with this identification.
5. Check under the lining, some suppliers have started to place labels here which include the safety standard labels rather than the middle of the hat.
6. If no compliant safety mark can be located, the hat may not be tagged.

If tags have been cut out of the hat please seek a receipt of purchase which will state the date and model of hat purchased which can be confirmed with the manufacturers website.

Please Note: Some hats may carry dual standards, where a hat displays the standard below it may be tagged

### Please note

Some suppliers of suitable Riding Hats do position the Safety Standards and Marks underneath the lining of the hat, you may need to lift this in order to complete the checks. Please see the example below for reference



1. Please turn the hat to the underside to see where the riders head would go into the hat.








2. Please lift each section of liner to confirm the location/ standard of hat.

## Hat Rule

It is mandatory for all Members to wear a protective helmet at all times when mounted with a chinstrap fastened and adjusted so as to prevent movement of the hat in the event of a fall. This rule defines the quality of manufacture that is required. The individual Sports also have additional requirements with regard to colour and type. It is strongly recommended that second-hand hats are not purchased.

The hat standards accepted are detailed in the table below:

Hat Standard	Safety Mark	Allowed at the following activities:
PAS 015: 2011* with BSI Kitemark		All activities
VG1 with BSI Kitemark		All activities
Snell E2016* <b>onwards</b> with the official Snell label and number		All activities
ASTM-F1163 2004a <b>onwards</b> with the SEI mark		All activities
AS/NZS 3838, 2006 <b>onwards</b>		All activities

- For cross country riding (80cm and over) including Eventing, Tetrathlon, Horse Trials, Pony Racing (whether it be tests, rallies, competition or training) and Mounted Games competitions, a jockey skull cap must be worn with no fixed peak, peak type extensions or noticeable protuberances above the eyes or to the front, and should have an even round or elliptical shape with a smooth or slightly abrasive surface, having no peak or peak type extensions. Noticeable protuberances above the eyes or to the front not greater than 5mm, smooth and rounded in nature are permitted. A removable hat cover with a light flexible peak may be used if required.
- It is strongly recommended that a jockey skull cap is worn for cross country riding over lower fences (less than 80cm).
- No recording device is permitted (e.g. hat cameras) as they may have a negative effect on the performance of the hat in the event of a fall.
- The fit of the hat and the adjustment of the harness are as crucial as the quality. Members are advised to try several makes to find the best fit. The hat should not move on the head when the head is tipped forward. Most helmet manufacturers recommend you visit a qualified BETA fitter.
- Hats must be replaced after a severe impact as subsequent protection will be significantly reduced. Hats deteriorate with age and should be replaced after three to five years depending upon the amount of use.

- Hats must be worn at all times (including at prize-giving) when mounted with a chinstrap fastened and adjusted so as to prevent movement of the hat in the event of a fall.
- The Official Steward/Organiser may, at his discretion, eliminate a competitor riding in the area of the competition without a hat or with the chinstrap unfastened or with a hat that does not comply with these standards.